

**CLINICA URGENCIAS LA MERCED IPS  
JORGE ENRIQUE BAEZ QUIÑONEZ  
NIT: 13848461-1**

**BALANCE GENERAL COMPARATIVO A 31 DE DICIEMBRE 2007-2008  
MILES DE PESOS**

| <b>ACTIVO</b>                           | <b>2008</b>      | <b>2007</b>      | <b>VARIACION</b> | <b>%</b>       |
|---|------------------|------------------|------------------|----------------|
| <b>DISPONIBLE</b>                       |                  |                  |                  |                |
| CAJA                                    | 8,278            | 8,527            | -249             | -3.01%         |
| BANCOS                                  | 8,973            | 10,307           | -1,334           | -14.87%        |
| <b>TOTAL ACTIVO DISPONIBLE</b>          | <b>17,251</b>    | <b>18,834</b>    | <b>-1,583</b>    | <b>-9.18%</b>  |
| <b>DEUDORES</b>                         |                  |                  |                  |                |
| CLIENTES                                | 69,388           | 89,986           | -20,598          | -29.69%        |
| ANTICIPO DE IMPUESTOS                   | 15,176           | 19,475           | -4,299           | -28.33%        |
| OTROS                                   | 50,238           | 25,621           | 24,617           | 49.00%         |
| <b>TOTAL DEUDORES</b>                   | <b>134,802</b>   | <b>135,082</b>   | <b>-280</b>      | <b>-0.21%</b>  |
| <b>INVERSIONES</b>                      |                  |                  |                  |                |
| INVERSIONES A CORTO PLAZO               | 10,028           | 0                | 10,028           | 100.00%        |
| INVERSIONES A LARGO PLAZO               | 259,088          | 259,088          | 0                | 0.00%          |
| <b>TOTAL INVERSIONES</b>                | <b>269,116</b>   | <b>259,088</b>   | <b>10,028</b>    | <b>3.73%</b>   |
| <b>INVENTARIOS</b>                      |                  |                  |                  |                |
| INVENTARIOS MEDICAMENTOS                | 61,274           | 15,231           | 46,043           | 75.14%         |
| <b>TOTAL INVENTARIOS</b>                | <b>61,274</b>    | <b>15,231</b>    | <b>46,043</b>    | <b>75.14%</b>  |
| <b>PROPIEDADES, PLANTA Y EQUIPOS</b>    |                  |                  |                  |                |
| TERRENOS                                | 115,323          | 138,138          | -22,815          | -19.78%        |
| CONSTRUCCIONES Y EDIFICACIONES          | 630,779          | 744,136          | -113,357         | -17.97%        |
| CONSTRUCCIONES EN CURSO                 | 520,613          | 474,434          | 46,179           | 8.87%          |
| EQUIPO MEDICO CIENTIFICO                | 301,420          | 172,041          | 129,379          | 42.92%         |
| EQUIPO DE OFICINA Y COMPUTO             | 520,798          | 487,500          | 33,298           | 6.39%          |
| MENOS DEPRECIACION ACUMULADA            | -773,460         | -601,483         | -171,977         | 22.23%         |
| <b>TOTAL PROPIEDAD, PLANTA Y EQUIPO</b> | <b>1,315,473</b> | <b>1,414,766</b> | <b>-99,293</b>   | <b>-7.55%</b>  |
| <b>DIFERIDOS</b>                        |                  |                  |                  |                |
| OTROS ACTIVOS                           | 133,580          | 26,269           | 107,311          | 80.33%         |
| <b>TOTAL ACTIVOS DIFERIDOS</b>          | <b>133,580</b>   | <b>26,269</b>    | <b>107,311</b>   | <b>80.33%</b>  |
| <b>VALORIZACIONES</b>                   |                  |                  |                  |                |
| VALORIZACIONES                          | 142,623          | 0                | 142,623          | 100.00%        |
| <b>TOTAL VALORIZACIONES</b>             | <b>142,623</b>   | <b>0</b>         | <b>142,623</b>   | <b>100.00%</b> |
| <b>TOTAL ACTIVO</b>                     | <b>2,074,119</b> | <b>1,869,270</b> | <b>204,849</b>   | <b>9.88%</b>   |

CLINICA URGENCIAS LA MERCED IPS  
JORGE ENRIQUE BAEZ QUIÑONEZ

NIT:13848461-1

BALANCE GENERAL COMPARATIVO A 31 DE DICIEMBRE 2007-2008  
MILES DE PESOS

| ACTIVO                           | 2008      | 2007      | VARIACION | %       | PASIVO                           | 2008      | 2007      | VARIACION | %       |
|----------------------------------|-----------|-----------|-----------|---------|----------------------------------|-----------|-----------|-----------|---------|
| DISPONIBLE                       |           |           |           |         | PASIVO CORRIENTE                 |           |           |           |         |
| CAJA                             | 8,278     | 8,527     | -249      | -3.01%  | OBLIGACIONES FINANCIERAS         | 105,770   | 12,155    | 93,615    | 88.51%  |
| BANCOS                           | 8,973     | 10,307    | -1,334    | -14.87% | PROVEEDORES                      | 51,768    | 42,700    | 9,068     | 17.52%  |
| TOTAL ACTIVO DISPONIBLE          | 17,251    | 18,834    | -1,583    | -9.18%  | CUENTAS POR PAGAR                | 263,184   | 174,588   | 88,596    | 33.66%  |
| DEUDORES                         |           |           |           |         | IMPUESTOS, GRAVAMENES Y TASAS    | 33,604    | 42,458    | -8,854    | -26.35% |
| CLIENTES                         | 69,388    | 89,986    | -20,598   | -29.69% | OBLIGACIONES LABORALES           | 48,250    | 27,106    | 21,144    | 43.82%  |
| ANTICIPO DE IMPUESTOS            | 15,176    | 19,475    | -4,299    | -28.33% | TOTAL PASIVO CORRIENTE           | 502,576   | 299,007   | 203,569   | 40.51%  |
| OTROS                            | 50,238    | 25,621    | 24,617    | 49.00%  |                                  |           |           |           |         |
| TOTAL DEUDORES                   | 134,802   | 135,082   | -280      | -0.21%  | PASIVO A LARGO PLAZO             |           |           |           |         |
| INVERSIONES                      |           |           |           |         | OBLIGACIONES FINANCIERAS         | 725,887   | 680,287   | 45,600    | 6.28%   |
| INVERSIONES A CORTO PLAZO        | 10,028    | 0         | 10,028    | 100.00% | CUENTAS POR PAGAR                | 383,968   | 623,036   | -239,068  | -62.26% |
| INVERSIONES A LARGO PLAZO        | 259,088   | 259,088   | 0         | 0.00%   | TOTAL PASIVO A LARGO PLAZO       | 1,109,855 | 1,303,323 | -193,468  | -17.43% |
| TOTAL INVERSIONES                | 269,116   | 259,088   | 10,028    | 3.73%   |                                  |           |           |           |         |
| INVENTARIOS                      |           |           |           |         | PASIVO DIFERIDO                  |           |           |           |         |
| INVENTARIOS MEDICAMENTOS         | 61,274    | 15,231    | 46,043    | 75.14%  | PASIVO DIFERIDO                  | 60,244    | 65,624    | -5,380    | -8.93%  |
| TOTAL INVENTARIOS                | 61,274    | 15,231    | 46,043    | 75.14%  | TOTAL PASIVO DIFERIDO            | 60,244    | 65,624    | -5,380    | -8.93%  |
| PROPIEDADES, PLANTA Y EQUIPOS    |           |           |           |         |                                  |           |           |           |         |
| TERRENOS                         | 115,323   | 138,138   | -22,815   | -19.78% | OTROS PASIVOS                    |           |           |           |         |
| CONSTRUCCIONES Y EDIFICACIONES   | 630,779   | 744,136   | -113,357  | -17.97% | OTROS PASIVOS                    | 78,803    | 28,027    | 50,776    | 64.43%  |
| CONSTRUCCIONES EN CURSO          | 520,613   | 474,434   | 46,179    | 8.87%   | TOTAL OTROS PASIVOS              | 78,803    | 28,027    | 50,776    | 64.43%  |
| EQUIPO MEDICO CIENTIFICO         | 301,420   | 172,041   | 129,379   | 42.92%  | TOTAL PASIVO                     | 1,751,478 | 1,695,981 | 55,497    | 3.17%   |
| EQUIPO DE OFICINA Y COMPUTO      | 520,798   | 487,500   | 33,298    | 6.39%   | PATRIMONIO                       |           |           |           |         |
| MENOS DEPRECIACION ACUMULADA     | -773,460  | -601,483  | -171,977  | 22.23%  | CAPITAL                          | 90,815    | 90,815    | 0         | 0.00%   |
| TOTAL PROPIEDAD, PLANTA Y EQUIPO | 1,315,473 | 1,414,766 | -99,293   | -7.55%  | REVALORIZACION DEL PATRIMONIO    | 246,230   | 246,230   | 0         | 0.00%   |
| DIFERIDOS                        |           |           |           |         | SUPERAVIT POR VALORIZACIONES     | 142,623   | 142,623   | 0         | 0.00%   |
| OTROS ACTIVOS                    | 133,580   | 26,269    | 107,311   | 80.33%  | RESULTADOS EJERCICIOS ANTERIORES | -306,380  | -218,321  | -88,059   | 28.74%  |
| TOTAL ACTIVOS DIFERIDOS          | 133,580   | 26,269    | 107,311   | 80.33%  | RESULTADOS DEL EJERCICIO         | 149,353   | -88,058   | 237,411   | 158.96% |
| VALORIZACIONES                   |           |           |           |         | TOTAL PATRIMONIO                 | 322,641   | 173,289   | 149,352   | 46.29%  |
| VALORIZACIONES                   | 142,623   | 0         | 142,623   | 100.00% |                                  |           |           |           |         |
| TOTAL VALORIZACIONES             | 142,623   | 0         | 142,623   | 100.00% | TOTAL PASIVO MAS PATRIMONIO      | 2,074,119 | 1,869,270 | 204,849   | 9.88%   |
| TOTAL ACTIVO                     | 2,074,119 | 1,869,270 | 204,849   | 9.88%   |                                  |           |           |           |         |

*ANA SUSANA GUTIERREZ RINCON*  
ANA SUSANA GUTIERREZ RINCON  
Contador Público T.P. #42083-T

*JORGE E. BAEZ QUIÑONEZ*  
Representante Legal  
"VIGILADO POR LA SUPERSALUD"

| <b>PASIVO</b>                 | <b>2008</b>    | <b>2007</b>    | <b>VARIACION</b> | <b>%</b>      |
|-------------------------------|----------------|----------------|------------------|---------------|
| <b>PASIVO CORRIENTE</b>       |                |                |                  |               |
| OBLIGACIONES FINANCIERAS      | 105,770        | 12,155         | 93,615           | 88.51%        |
| PROVEEDORES                   | 51,768         | 42,700         | 9,068            | 17.52%        |
| CUENTAS POR PAGAR             | 263,184        | 174,588        | 88,596           | 33.66%        |
| IMPUESTOS, GRAVAMENES Y TASAS | 33,604         | 42,458         | -8,854           | -26.35%       |
| OBLIGACIONES LABORALES        | 48,250         | 27,106         | 21,144           | 43.82%        |
| <b>TOTAL PASIVO CORRIENTE</b> | <b>502,576</b> | <b>299,007</b> | <b>203,569</b>   | <b>40.51%</b> |

|                                   |                  |                  |                 |                |
|-----------------------------------|------------------|------------------|-----------------|----------------|
| <b>PASIVO A LARGO PLAZO</b>       |                  |                  |                 |                |
| OBLIGACIONES FINANCIERAS          | 725,887          | 680,287          | 45,600          | 6.28%          |
| CUENTAS POR PAGAR                 | 383,968          | 623,036          | -239,068        | -62.26%        |
| <b>TOTAL PASIVO A LARGO PLAZO</b> | <b>1,109,855</b> | <b>1,303,323</b> | <b>-193,468</b> | <b>-17.43%</b> |


|                              |               |               |               |               |
|------------------------------|---------------|---------------|---------------|---------------|
| <b>PASIVO DIFERIDO</b>       |               |               |               |               |
| PASIVO DIFERIDO              | 60,244        | 65,624        | -5,380        | -8.93%        |
| <b>TOTAL PASIVO DIFERIDO</b> | <b>60,244</b> | <b>65,624</b> | <b>-5,380</b> | <b>-8.93%</b> |


|                            |               |               |               |               |
|----------------------------|---------------|---------------|---------------|---------------|
| <b>OTROS PASIVOS</b>       |               |               |               |               |
| OTROS PASIVOS              | 78,803        | 28,027        | 50,776        | 64.43%        |
| <b>TOTAL OTROS PASIVOS</b> | <b>78,803</b> | <b>28,027</b> | <b>50,776</b> | <b>64.43%</b> |

|                     |                  |                  |               |              |
|---------------------|------------------|------------------|---------------|--------------|
| <b>TOTAL PASIVO</b> | <b>1,751,478</b> | <b>1,695,981</b> | <b>55,497</b> | <b>3.17%</b> |
|---------------------|------------------|------------------|---------------|--------------|

|                                  |                |                |                |               |
|----------------------------------|----------------|----------------|----------------|---------------|
| <b>PATRIMONIO</b>                |                |                |                |               |
| CAPITAL                          | 90,815         | 90,815         | 0              | 0.00%         |
| REVALORIZACION DEL PATRIMONIO    | 246,230        | 246,230        | 0              | 0.00%         |
| SUPERAVIT POR VALORIZACIONES     | 142,623        | 142,623        | 0              | 0.00%         |
| RESULTADOS EJERCICIOS ANTERIORES | -306,380       | -218,321       | -88,059        | 28.74%        |
| RESULTADOS DEL EJERCICIO         | 149,353        | -88,058        | 237,411        | 158.96%       |
| <b>TOTAL PATRIMONIO</b>          | <b>322,641</b> | <b>173,289</b> | <b>149,352</b> | <b>46.29%</b> |

|                                    |                  |                  |                |              |
|------------------------------------|------------------|------------------|----------------|--------------|
| <b>TOTAL PASIVO MAS PATRIMONIO</b> | <b>2,074,119</b> | <b>1,869,270</b> | <b>204,849</b> | <b>9.88%</b> |
|------------------------------------|------------------|------------------|----------------|--------------|

  
**JORGE E. BAEZ QUIÑONEZ**  
 Representante Legal

  
**ANA SUSANA GUTIERREZ RINCON**  
 Contador Público T.P #42083-T


**CLINICA URGENCIAS LA MERCED IPS  
JORGE ENRIQUE BAEZ QUIÑONEZ**

NIT: 13848461-1

**ESTADO DE RESULTADOS COMPARATIVO A 31 DICIEMBRE 2007-2008  
MILES DE PESOS**

| <b>INGRESOS</b>                              | <b>2008</b>      | <b>2007</b>      | <b>VARIACION</b> | <b>%</b>       |
|--|------------------|------------------|------------------|----------------|
| UNIDAD URGENCIAS                             | 49,352           | 47,767           | 1,585            | 3.21%          |
| UNIDAD CONSULTA EXTERNA                      | 445,463          | 343,904          | 101,559          | 22.80%         |
| UNIDAD HOSPITALIZACION                       | 113,884          | 90,581           | 23,303           | 20.46%         |
| UNIDAD QUIROFANO Y CIRUGIA                   | 190,162          | 160,282          | 29,880           | 15.71%         |
| UNIDAD APOYO DIAGNOSTICO                     | 668,035          | 548,150          | 119,885          | 17.95%         |
| UNIDAD APOYO TERAPEUTICO                     | 34,373           | 21,977           | 12,396           | 36.06%         |
| UNIDAD DE MERCADEO                           | 365,655          | 287,297          | 78,358           | 21.43%         |
| MENOS DEVOLUCIONES EN VENTAS                 | 11,295           | 3,060            | 8,235            | 72.91%         |
| <b>TOTAL INGRESOS OPERACIONALES</b>          | <b>1,855,629</b> | <b>1,496,898</b> | <b>358,731</b>   | <b>19.33%</b>  |
| <b>MENOS COSTOS</b>                          |                  |                  |                  |                |
| UNIDAD URGENCIAS                             | 87,950           | 90,569           | -2,619           | -2.98%         |
| UNIDAD CONSULTA EXTERNA                      | 131,076          | 144,239          | -13,163          | -10.04%        |
| UNIDAD HOSPITALIZACION                       | 163,527          | 107,180          | 56,347           | 34.46%         |
| UNIDAD QUIROFANO Y CIRUGIA                   | 156,874          | 98,187           | 58,687           | 37.41%         |
| UNIDAD APOYO DIAGNOSTICO                     | 271,139          | 182,938          | 88,201           | 32.53%         |
| UNIDAD APOYO TERAPEUTICO                     | 9,556            | 9,600            | -44              | -0.46%         |
| UNIDAD DE MERCADEO                           | 224,368          | 217,862          | 6,506            | 2.90%          |
| <b>TOTAL COSTOS</b>                          | <b>1,044,490</b> | <b>850,575</b>   | <b>193,915</b>   | <b>18.57%</b>  |
| <b>UTILIDAD OPERACIONAL</b>                  | <b>811,139</b>   | <b>646,323</b>   | <b>164,816</b>   | <b>20.32%</b>  |
| <b>MENOS</b>                                 |                  |                  |                  |                |
| GASTOS DE ADMINISTRACION                     | 543,812          | 440,333          | 103,479          | 19.03%         |
| MAS INGRESOS NO OPERACIONALES                | 19,917           | 957              | 18,960           | 95.20%         |
| MENOS GASTOS NO OPERACIONALES                | 113,886          | 258,564          | -144,678         | -127.04%       |
| <b>UTILIDAD (PERDIDA) ANTES DE IMPUESTOS</b> | <b>173,358</b>   | <b>-51,617</b>   | <b>224,975</b>   | <b>129.77%</b> |
| MENOS IMPUESTO DE RENTA                      | 24,005           | 36,441           | -12,436          | -51.81%        |
| <b>UTILIDAD (PERDIDA) NETA DEL EJERCICIO</b> | <b>149,353</b>   | <b>-88,058</b>   | <b>237,411</b>   | <b>158.96%</b> |

  
**JORGE E. BAEZ QUIÑONEZ**  
Representante Legal

  
**ANA SUSANA GUTIERREZ RINCON**  
Contador Publico T.P.#42083-T

**"VIGILADO POR LA SUPERSALUD"**